



# vSwitch

World Class Virtual  
Switching & Billing






**1** About Company

**2** Market Trends

**3** Virtual Switching & Billing Explained

**4** Benefits of Partitioning/ Virtual Services



**5**

**Service Architecture**

**6**


**State of the Art Infrastructure**

**7**

**Selecting the Right Partitioning Service**

**8**

**vSwitch Applications**



**9**

**vBOSS Applications**

**10**

**vBOSS Features**

**11**

**Getting Started ...**

**12**

**Conclusion**


# About Company

- Overview
  - vSwitch is a product of DTMF Networks SDH BDN which is a high tech next-generation telecom solutions & services organization
  - It is also a Multimedia Super Corridor Company in Cyberjaya, Malaysia indicating a prestigious status for telecom companies
  - The group has annual revenue of USD \$30 million (profitable since 2007)
  - Employs industry best practices and tools to offer customized, yet scalable & cost effective solutions
  - Has dedicated high skilled team of professionals with expertise in various cutting edge tools and technologies



# About Company


- Management Team
  - Has varied and in-depth experience in the Telecom Services & Solutions industry
  - Management team has a very mature and aggressive approach to take the company forward
  - Possesses diverse professional experience of working for Giant Telecom Groups and Organizations including:
    - Sprint Nextel (USA)
    - AT&T (USA)
    - Orascom Telecom (Egypt)
    - Texas Instruments (USA)





# About Company



- Group Presence
  - Group has global presence with offices currently in Malaysia, Hong Kong, UAE, and Pakistan
  - Group companies cater to the needs of over hundreds of reputable carriers from around the globe
- Business Partners
  -  **GENBAND**
  - GENBAND is a leading supplier of next generation IP gateway solutions, session border controllers and fixed mobile convergence security solutions deployed in over half of the world's 100 largest service providers
  - Genband's platforms are at the center of fixed and mobile networks around the globe, securing and enhancing communications networks.
  - It's headquartered in Plano, Texas, with R&D facilities in Brazil, China, Florida, Maryland, Massachusetts and Texas, and serves customers in more than 80 countries.

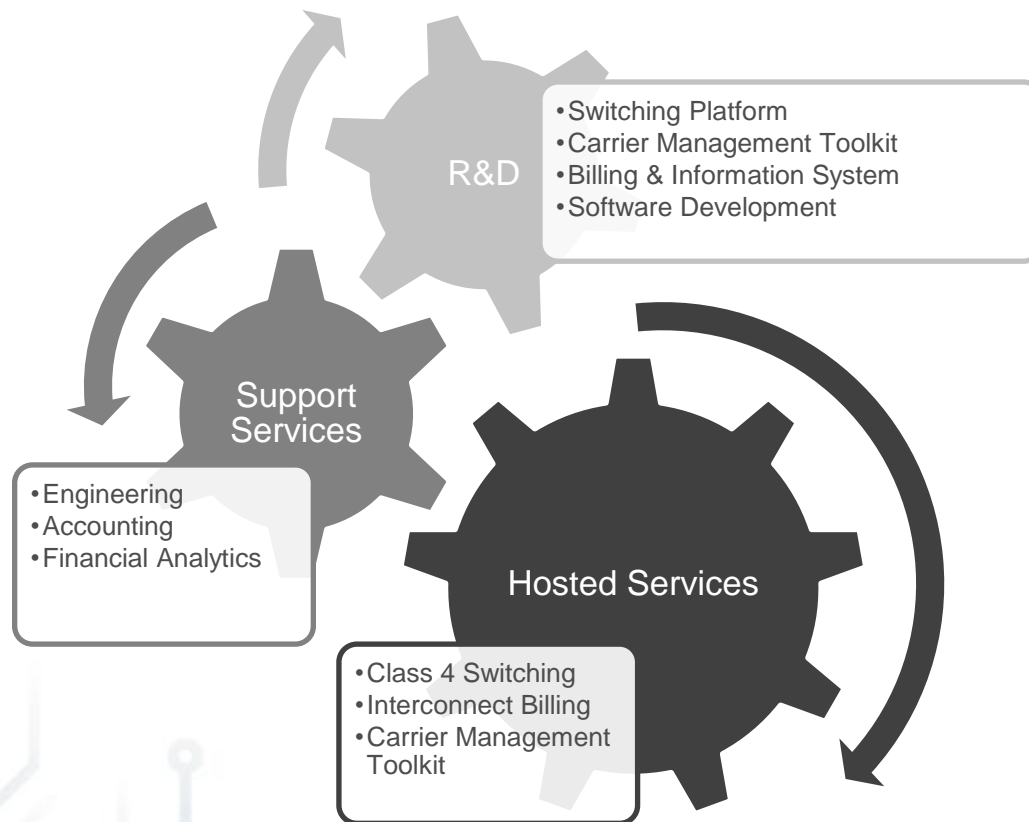
# About Company



- Internap Network Services Corporation (NASDAQ: INAP) is a leading Internet solutions company that provides The Ultimate Online Experience™
- It manages, delivers, distributes and monetizes content and applications with unsurpassed performance and reliability.
- It has a global platform of data centers, managed Internet services, a content delivery network (CDN) and content monetization services
- Internap manages co-location facilities and provides partners the opportunity to innovate their business and create new revenue opportunities
- It has more than 3,000 customers across the globe ranging from some of the most trusted names in business today, to cutting edge user-generated content and video blog applications

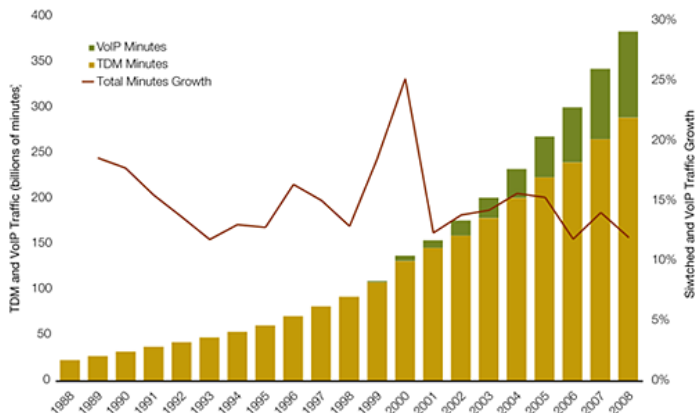
# About Company

- Products & Services



# Market Trends

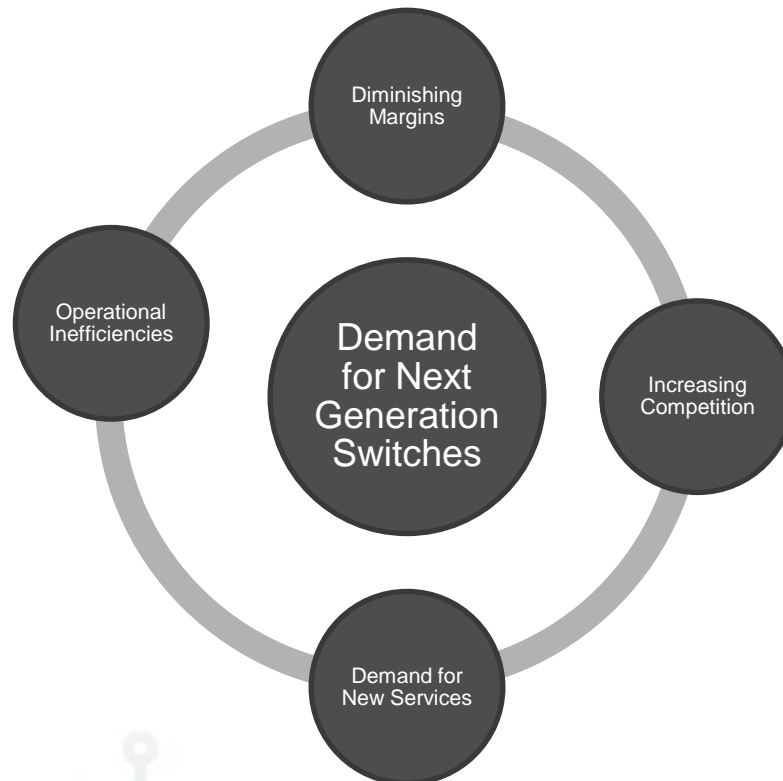
- International voice traffic is over 350 Bn minutes
- Average traffic growth rate is over 10%
- Decrease in price has been between 10- 15% in recent yrs
- 1/3<sup>rd</sup> of the traffic is wholesale
- Wholesale traffic growth has been 20%



Source: Telegeography

# Market Trends

- Factors Effecting Demand for Next Generation Equipment





# Partitioning Explained

- Example: Voice Switch & Billing without partitioning

## vSwitch & vBOSS Platform

With elaborate call control and management features -explained later

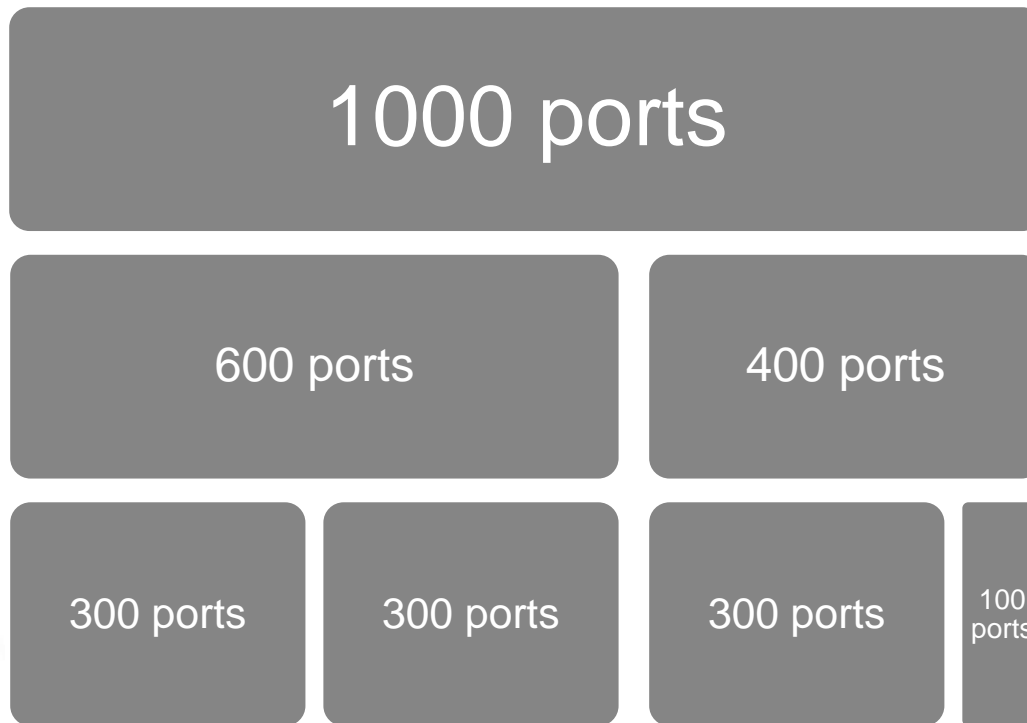
(In the example, we assume the system to support 3000 ports)

### Details:

- Elaborate features and reliability comes at a high price
- System Cost over USD 0.6 Mn for the smallest of the systems
- Additionally, companies require elaborate setup and management cost
- Additional staff is kept for management
- Training of this staff costs extra
- The switch remains underutilized

# Switch & Billing Partitioning Explained

- Example: With virtual partitions

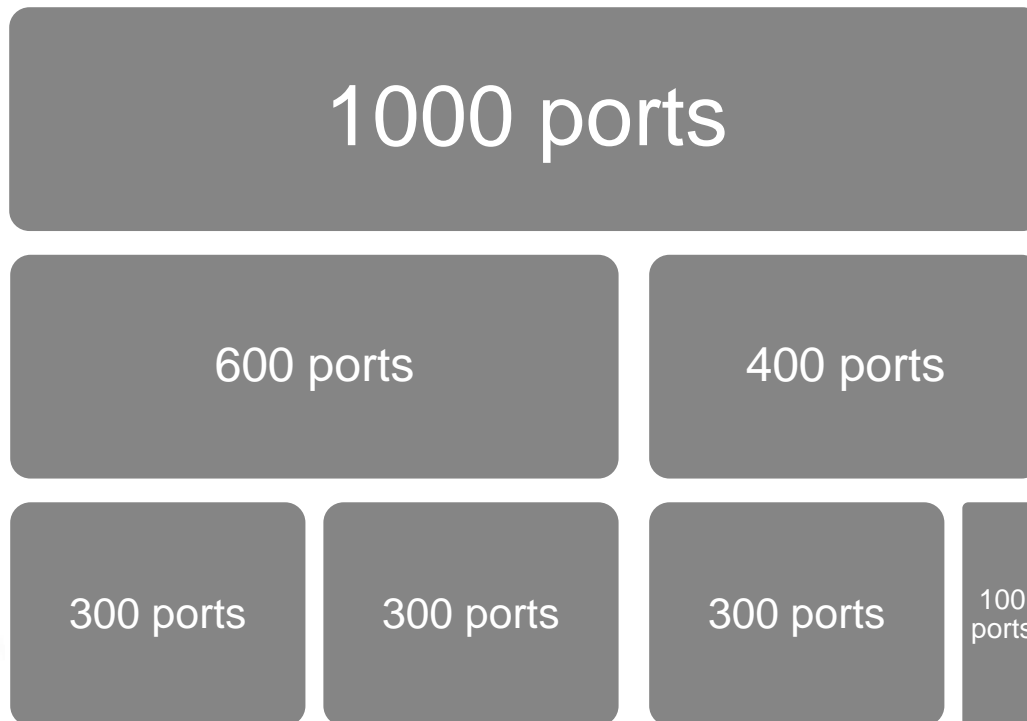


## Details:

- Virtual partitions are created on the switch
- Customers have flexibility to choose any capacity
- Each customer has complete control of his partition on the switch
- Provides elaborate control and reporting panel for the customers
- **Nominal service fee** is charged for customer's partition

# Switch & Billing Partitioning Explained

- Each Partition has the exact same **features, capabilities, control** and **robustness** of the complete system (worth at minimum of over **1.5 Million Dollars**)
- Customers **Pay as they Grow**



## Details:

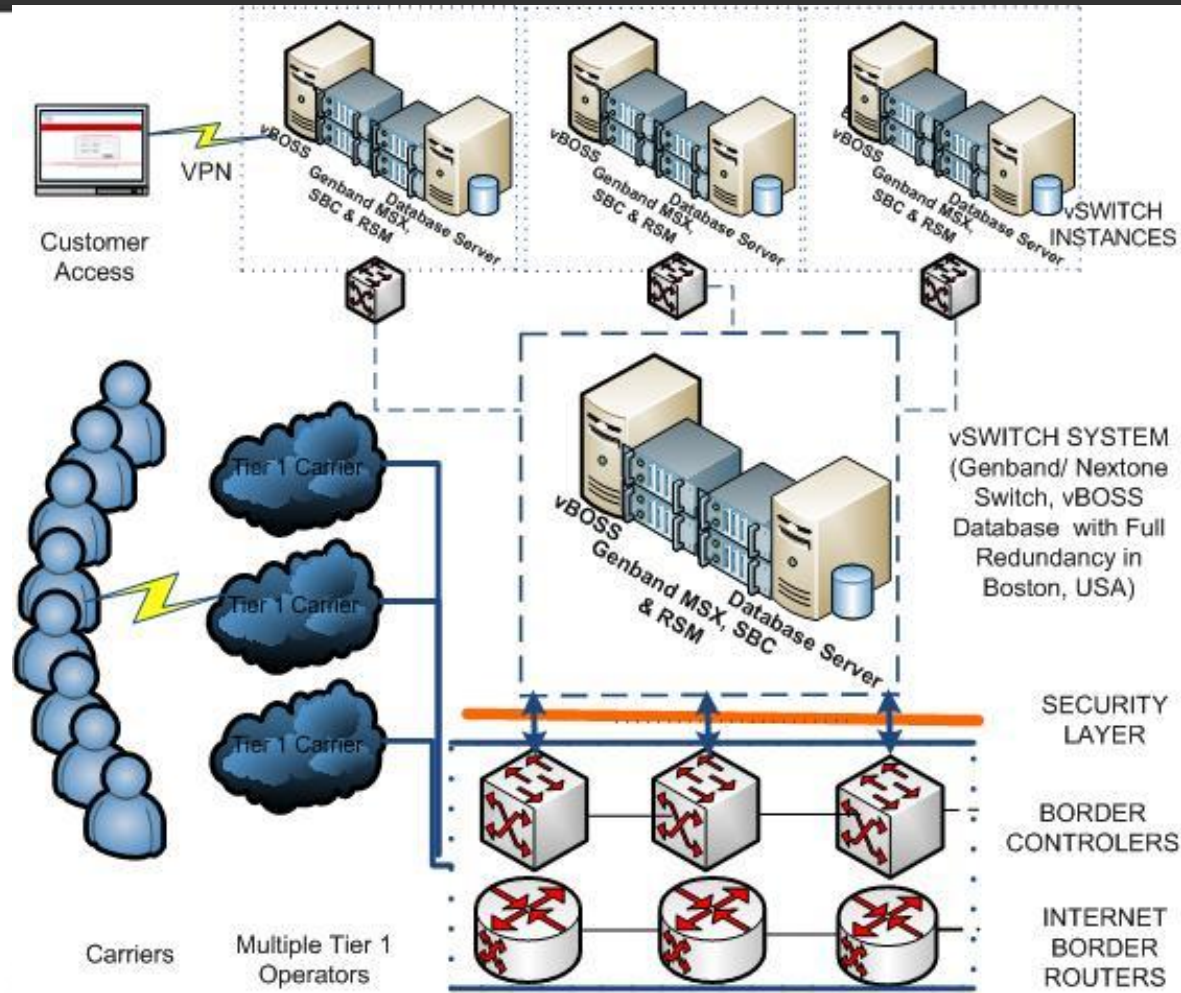
- Virtual partitions are created on the switch
- Customers have flexibility to choose any capacity
- Each customer has complete control of his partition on the switch
- Provides elaborate control and reporting panel for the customers
- **Nominal service fee** is charged for customer's partition



# Benefits of Partitioning

- Offers (Switching & Billing) Platform as a service
- Reduces Cost of Ownership
- Reduces Cost of Operations
- Allows companies to focus on core business functions
- Operations are better handled with trained & dedicated personnel

# Partitioning Service Architecture



Genband/ Nextone/ Nextpoint accounts for 2<sup>nd</sup> largest SBC market share (Infonetics - 2009)

# State of the Art Infrastructure



This is DTMF Network's Property - Confidential Information



# State of the Art Infrastructure



- State of the art, fully redundant, secure network in Boston
- Network elements from L2 to L5 fully redundant
- Switching & database in 1+1 active standby cluster
- Backbone through redundant high speed Tier 1 carriers
- Industry-leading reliability for both co-location and IP
- Route-control technology with 40 service point locations
- Redundant Private Network Access Point Architecture
- Security beyond the guard through electronic access controls, CCTV etc.




# Selecting the Right Service Provider

- Enhanced feature set
  - Our System supports comprehensive set of features suited for wholesale, retail and tier 1 voice carrier businesses (for product features please see next section)
- Reliability
  - Genband platform has the largest share in the hosted softswitch platform & 2nd largest market share in the SBC market
- Pricing
  - We have prices amongst the lowest in the market based on billable minute/ port/ E1
  - There is no additional monthly charge for FTP, RTP Proxy, media routing, other software or HW platform rental (including Database storage etc), bandwidth, separate ingress /egress ports etc.



# Selecting the Right Service Provider


- Flexibility
  - We offer different pricing schemes based on Minutes, number of simultaneous calls or E1s
  - Our system is scalable to meet increase in capacity requirements in no time
- Support
  - Round the clock support via trouble ticketing system & online chat support
- State of the Art Infrastructure
  - Our switching platform is placed in state of the art infrastructure facility in NY & Boston
  - Operates on full redundancy, ensuring zero downtime



# vSwitch Applications


- Intelligent Session Routing
  - A robust and highly programmable route engine
  - Performs dynamic route hunting, to select best route available automatically
  - Traffic routing done on the basis of highly configurable business rules
- Broadest Interoperability
  - Controller supports multiple protocols
  - Communicates over industry standards





# vSwitch Applications

- Policy Management & Enforcement
  - Provides dynamic session policy management
  - Enhance traffic engineering capabilities
- Carrier-class Performance & reliability
  - Provides industry-leading performance and reliability
  - Offers unique architecture separating signaling & media interfaces
  - Allows networks to scale without service degradation



# vSwitch Applications

- Dashboard and Policy Portal
  - Offers comprehensive visibility into service & network quality
  - Offers role based access to different views
  - Provides elaborate business reporting dashboard
- Alarm features and QOS Assurance
  - Provides overview of interconnect health
  - Gives automated response to changes in interconnect conditions
  - Keeps check of availability, quality and capacity
  - Takes corrective action for any performance degradation



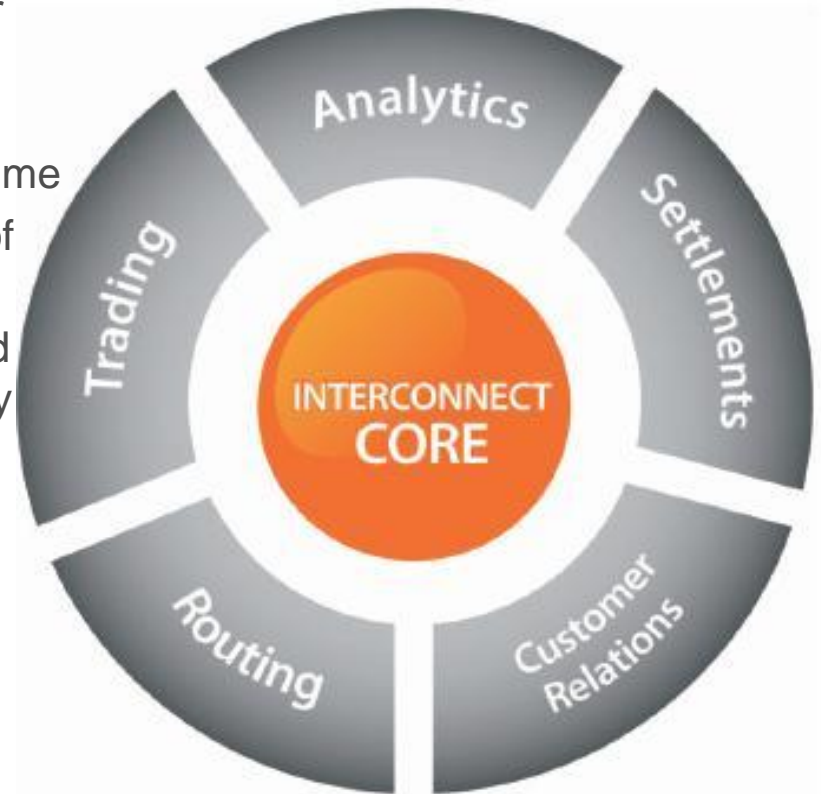
# vSwitch Features




- General
  - Handling over 20,000 Concurrent Calls per Account
  - Easy Service setup in a matter of one day
  - Real-Time Traffic Control and Rerouting
  - 24x7 Customer Care
  - Comprehensive Web Interface
  - Grouping and Monitoring Gateways by Customers
  - Full Support of H.323 and SIP
  - Full RTP Proxy
  - Pinging and Tracing
- Analytics & Routing
  - Route Analysis
  - Business Analysis
  - Events and Statistics
  - Network Efficiency
- Reporting & Alerting
  - Least Cost Routing
  - Adaptive Routing
  - Lossless Least Cost Routing
  - Web Services
  - Real-Time Billing
  - Real-Time ASR, ACD, PDD, and Codecs Information
  - Real-Time Traffic Graphs
  - Active Calls
  - Profit/Margin Report
  - Call Detail Records (CDR)
  - CDRs Import/ Export
  - Advanced on Demand Sales, Billing and Support Reports
  - Account Activity Logs

# vBOSS Overview

- Highly scalable, reliable, modular and secure carrier management system
- Highly available with 99.99% uptime
- Interoperability with wide range of switching platforms
- Reporting on overall, route based and destination based profitability
- Accurate rating and invoicing
- Both online and offline billing support
- Support of complex business / service agreements
- Efficient trading engine that incorporates complex business logic
- Advanced analytics with pattern recognition, reporting and alarm generation



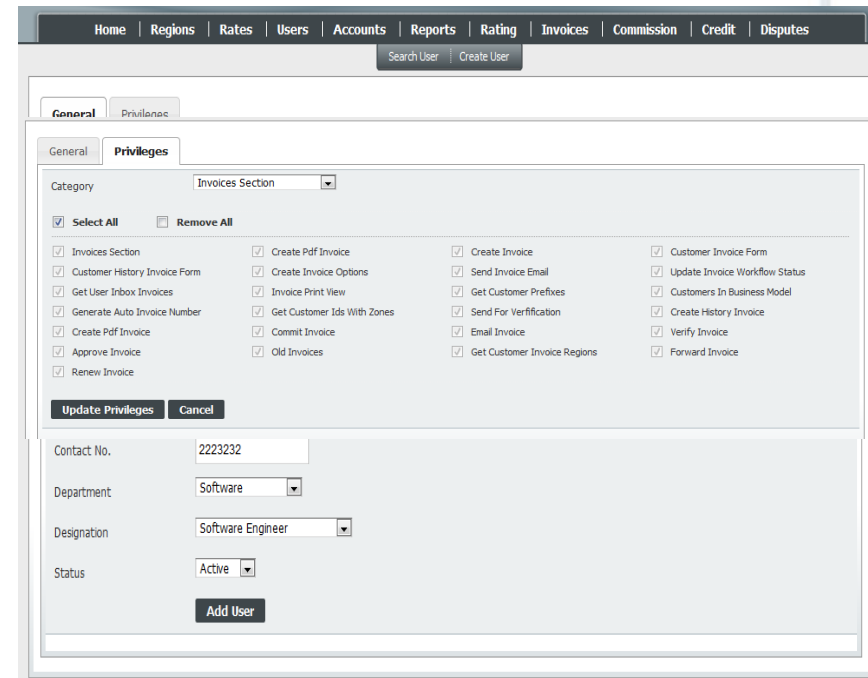


# vBOSS Applications

- Mediation & Rating
  - Support of multiple switch CDRs
  - Millions of CDRs processing in a day
  - Accurate Billing
  - A-Z Destination Rating
  - Re-rater
  - Multiple Currencies Support
  - Multiple Timezone Support
  - Time of day rating
  - Multiple tariff support
  - Validation Rules
  - Notifications

# vBOSS Applications

- User Management
  - Authentication and Authorization
  - Granular Level Access Control
  - Multiple department and designation support
  - User Activity Log
  - Flexible search and user interface



The screenshot displays the vBOSS User Management interface. At the top, there is a navigation menu with links: Home, Regions, Rates, Users, Accounts, Reports, Rating, Invoices, Commission, Credit, Disputes. Below the navigation menu, there are two buttons: Search User and Create User. The main content area is divided into two tabs: General and Privileges. The Privileges tab is active, showing a Category dropdown menu set to 'Invoices Section'. Below the dropdown, there are two buttons: Select All (checked) and Remove All. A grid of 16 checkboxes lists various permissions, all of which are checked. At the bottom of the grid, there are two buttons: Update Privileges and Cancel. Below the grid, there are four dropdown menus: Contact No. (2223232), Department (Software), Designation (Software Engineer), and Status (Active). At the bottom right, there is an Add User button.

Category	Privilege
Invoices Section	<input checked="" type="checkbox"/> Invoices Section
Invoices Section	<input checked="" type="checkbox"/> Create Pdf Invoice
Invoices Section	<input checked="" type="checkbox"/> Create Invoice
Invoices Section	<input checked="" type="checkbox"/> Customer Invoice Form
Invoices Section	<input checked="" type="checkbox"/> Create Invoice Options
Invoices Section	<input checked="" type="checkbox"/> Send Invoice Email
Invoices Section	<input checked="" type="checkbox"/> Customer Invoice Form
Invoices Section	<input checked="" type="checkbox"/> Invoice Print View
Invoices Section	<input checked="" type="checkbox"/> Send Invoice Email
Invoices Section	<input checked="" type="checkbox"/> Get User Inbox Invoices
Invoices Section	<input checked="" type="checkbox"/> Invoice Print View
Invoices Section	<input checked="" type="checkbox"/> Get Customer Prefixes
Invoices Section	<input checked="" type="checkbox"/> Update Invoice Workflow Status
Invoices Section	<input checked="" type="checkbox"/> Generate Auto Invoice Number
Invoices Section	<input checked="" type="checkbox"/> Get Customer Ids With Zones
Invoices Section	<input checked="" type="checkbox"/> Get Customer Prefixes
Invoices Section	<input checked="" type="checkbox"/> Customers In Business Model
Invoices Section	<input checked="" type="checkbox"/> Create Pdf Invoice
Invoices Section	<input checked="" type="checkbox"/> Commit Invoice
Invoices Section	<input checked="" type="checkbox"/> Send For Verification
Invoices Section	<input checked="" type="checkbox"/> Create History Invoice
Invoices Section	<input checked="" type="checkbox"/> Approve Invoice
Invoices Section	<input checked="" type="checkbox"/> Old Invoices
Invoices Section	<input checked="" type="checkbox"/> Email Invoice
Invoices Section	<input checked="" type="checkbox"/> Verify Invoice
Invoices Section	<input checked="" type="checkbox"/> Renew Invoice
Invoices Section	<input checked="" type="checkbox"/> Get Customer Invoice Regions
Invoices Section	<input checked="" type="checkbox"/> Forward Invoice

# vBOSS Applications

- User Management
  - Authentication and Authorization
  - Granular Level Access Control
  - Multiple department and designation support
  - User Activity Log
  - Flexible search and user interface

The screenshot shows a web-based configuration interface for user privileges. It has two tabs: 'General' and 'Privileges', with 'Privileges' selected. A dropdown menu labeled 'Category' is set to 'Invoices Section'. Below this, there are two buttons: 'Select All' (checked) and 'Remove All' (unchecked). A grid of 16 checkboxes lists various permissions, all of which are checked. At the bottom, there are two buttons: 'Update Privileges' and 'Cancel'.

Category	Privilege	Checked
Invoices Section	Select All	Yes
Invoices Section	Remove All	No
Invoices Section	Invoices Section	Yes
Invoices Section	Create Pdf Invoice	Yes
Invoices Section	Create Invoice	Yes
Invoices Section	Customer Invoice Form	Yes
Invoices Section	Create Invoice Options	Yes
Invoices Section	Customer Invoice Form	Yes
Invoices Section	Invoice Print View	Yes
Invoices Section	Update Invoice Workflow Status	Yes
Invoices Section	Get User Inbox Invoices	Yes
Invoices Section	Get Customer Prefixes	Yes
Invoices Section	Customers In Business Model	Yes
Invoices Section	Generate Auto Invoice Number	Yes
Invoices Section	Get Customer Ids With Zones	Yes
Invoices Section	Create History Invoice	Yes
Invoices Section	Create Pdf Invoice	Yes
Invoices Section	Commit Invoice	Yes
Invoices Section	Verify Invoice	Yes
Invoices Section	Approve Invoice	Yes
Invoices Section	Old Invoices	Yes
Invoices Section	Forward Invoice	Yes
Invoices Section	Renew Invoice	Yes
Invoices Section	Send Invoice Email	Yes
Invoices Section	Send For Verification	Yes
Invoices Section	Email Invoice	Yes
Invoices Section	Get Customer Invoice Regions	Yes

# vBOSS Applications

- Customer Management
  - Support Complex Agreements
    - Bilateral
    - Swap Deals
    - Wholesale/Retails
    - Prepaid/Postpaid
    - Any Combination of Above
  - Flexible Search Options
  - Technical Information
  - Customer/Vendor Payments
  - Multiple companies
  - Multiple invoice cycle and account managers
  - Quickbook Integration

The screenshot displays a web-based interface for account management. At the top right, there is a notification for 'Inbox (30)'. Below this, the 'Detail' tab is active, with sub-tabs for 'Technical Information' and 'Payment'. 'Save' and 'Cancel' buttons are located in the top right corner of the form area. The form is divided into three main sections: 1. Account Information: Includes fields for 'Account Type' (dropdown), 'Business Model' (dropdown), 'Status' (dropdown, currently set to 'Active'), and 'Contract Company' (dropdown). 2. Contact Info: A table with columns for 'Manager', 'Name', 'Email', and 'Contact Number'. It contains rows for 'Account Manager', 'NOC Manager', and 'Con. Company Acct. Mgr'. 3. General Information: Includes fields for 'Name', 'Company', 'Email', 'Rates Email', and 'Billing Email'.

# vBOSS Applications

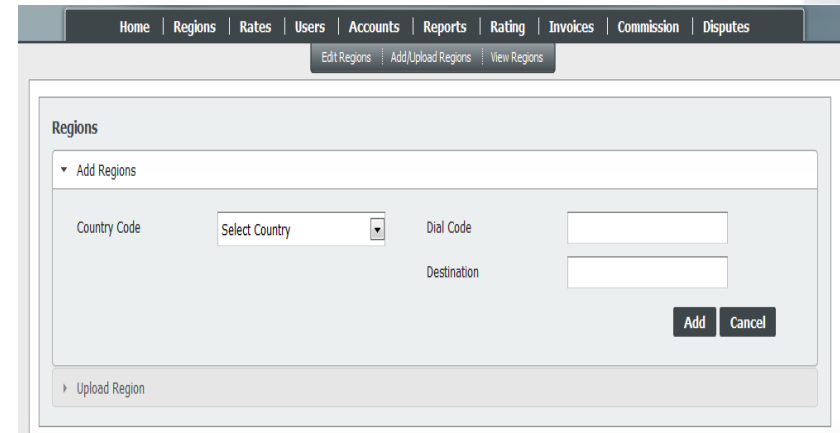
- Customer Management
  - Support Complex Agreements
    - Bilateral
    - Swap Deals
    - Wholesale/Retails
    - Prepaid/Postpaid
    - Any Combination of Above
  - Flexible Search Options
  - Technical Information
  - Customer/Vendor Payments
  - Multiple companies
  - Multiple invoice cycle and account managers
  - Quickbook Integration

The screenshot displays a web application interface for account management. At the top, there is a navigation menu with links: Home, Regions, Rates, Users, Accounts, Reports, Rating, Invoices, Consolookin, and Disputes. Below the menu, there are two buttons: 'Create Account' and 'Search Account'. The main section is titled 'Account Search' and contains several input fields and dropdown menus for filtering accounts. The fields include: Account Name, Company Name, Call Source, Account Manager, Invoice Period (with a dropdown for 'Select Invoice Period'), Status (with a dropdown for 'Active'), User Name, Billing Email, Profile, Breezecom Account Manager (with a dropdown for 'Account Manager'), and Business Model (with a dropdown for 'Select Business Model'). There are 'Search' and 'Back' buttons at the bottom right of the search area. Below the search area, there is a 'Show 50 entries' indicator and a search input field. A table displays the search results with columns: Id, Account Name, Account Type, Business Model, Status, Balance, and Edit. The table contains one entry with Id '230', Account Name 'Customer/Vendor', Account Type 'Customer/Vendor', Business Model 'Postpaid', Status 'Active', and Balance '\$ 0.0'. Below the table, there is a 'Showing 1 to 1 of 1 entries' indicator and navigation buttons: First, Previous, Next, and Last.

Id	Account Name	Account Type	Business Model	Status	Balance	Edit
230	Customer/Vendor	Customer/Vendor	Postpaid	Active	\$ 0.0	Edit

# vBOSS Applications

- Region Management
  - A-Z Destination Support
  - Superset and Subset
  - Upload Regions



The screenshot displays the vBOSS application interface. At the top, a navigation bar includes links for Home, Regions, Rates, Users, Accounts, Reports, Rating, Invoices, Commission, and Disputes. Below this, a sub-navigation bar offers options for Edit Regions, Add/Upload Regions, and View Regions. The main content area is titled 'Regions' and features a 'Add Regions' section with a dropdown arrow. This section contains a form with the following fields: 'Country Code' with a 'Select Country' dropdown menu, 'Dial Code' with a text input field, and 'Destination' with another text input field. 'Add' and 'Cancel' buttons are positioned at the bottom right of the form. Below the form, there is a link for 'Upload Region'.

# vBOSS Applications

- Rate Management
  - A-Z Destination Support
  - Superset and Subset
  - Upload Regions
  - Rates on superset/subset
  - Rates Upload
    - Upload New Rates for Multiple Customers/Vendors
    - Upload Updated Rates for Multiple Customers/Vendors
  - Bulk Rates Changes
  - Price/Rate Sheet Generation for A-Z Destinations
  - Email Price/Rate Sheets
  - Time of day Rates
  - Billing Increments



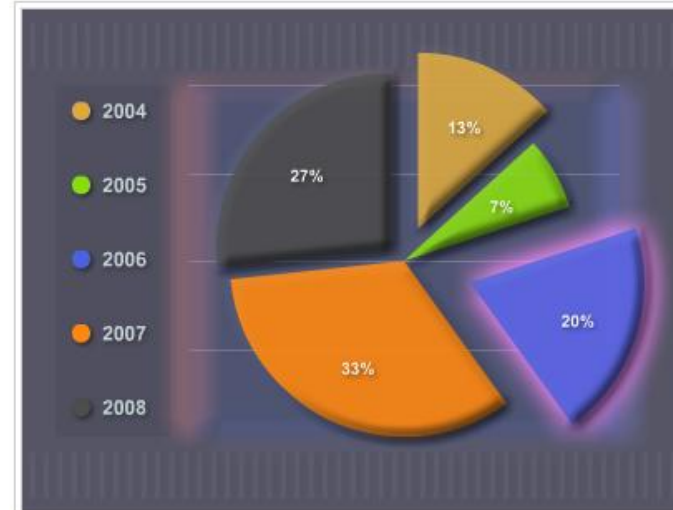
# vBOSS Applications

- Reports Management
  - Near real-time prepay customers monitoring
  - ASR/ACD Monitoring
  - Credit Monitoring
    - Unilateral Customers
    - Bi-lateral Customers
  - Notifications
  - LCR Reports
  - Transaction Logs
  - Sales Report



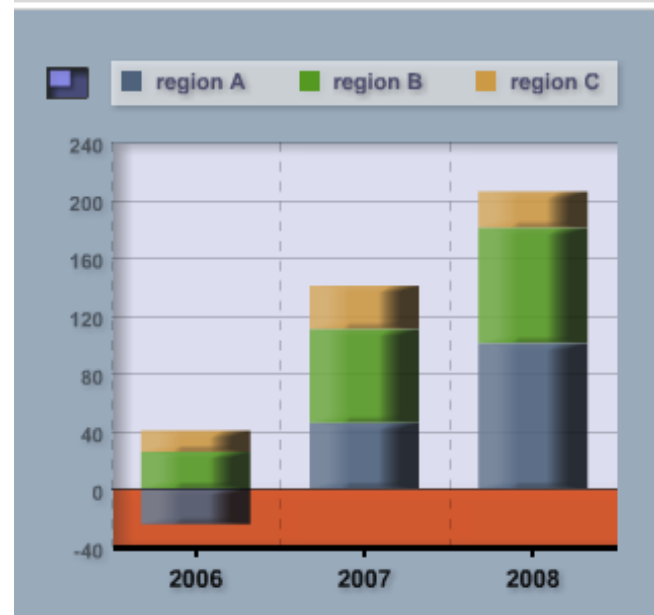
# vBOSS Applications

- Advanced Analytics
  - Daily Profit Margin
  - Average Sell and Cost Price
  - Trend Analysis
  - Region/Vendor wise Profit Margin
  - Gross Margin Analysis
  - Price, Cost, Route, Vendor Watch
  - Key Performance Indicators



# vBOSS Applications

- Advanced Analytics
  - Daily Profit Margin
  - Average Sell and Cost Price
  - Trend Analysis
  - Region/Vendor wise Profit Margin
  - Gross Margin Analysis
  - Price, Cost, Route, Vendor Watch
  - Key Performance Indicators





# vBOSS Applications

- Dispute Management
  - CDRs Downloads
  - Minutes Breakup
  - CDRs Reconciliation
    - Multiple Switch and CDRs Format Support
    - Multiple Timezone Support
    - Define threshold to ignore marginal disputes
    - Analytical Data
      - Identify Hung Calls
      - Identify Disputed Calls Per Region
      - Identify Missing Calls on either Leg A or Leg B
      - Multiple Levels of Analysis

# vBOSS Applications

- CRM Application
  - View Current Balance
  - View Invoices
  - Transaction Logs
  - Rates Report
  - ASR/ACD Report
  - Change Password

The screenshot displays the vBOSS CRM application interface. At the top right, it shows 'Logged User: AMANTEL' with 'contact' and 'signin' links. A navigation menu includes 'Home', 'ASR Report', 'Rates Report', 'Prepay Transaction Logs', and 'Settings'. The main content area features a 'Recent Invoices' table with columns for Invoice Number, Issue Date, Start Date, End Date, and a 'View' link. To the right of the table is a summary box with the following information:

Recent Invoices	
Invoice Number	Issue Date
Issue Date	Start Date
Start Date	End Date
End Date	View
BZIV-00186-125-0001	2009-00-22
2009-00-15	2009-00-21
2009-00-07	View
BZIV-00434-125-26268-0002	2009-00-08
2009-00-01	2009-00-07
2009-00-14	View
BZIV-00609-125-26268-0002	2009-00-15
2009-00-08	2009-00-14
2009-00-07	View
BZIV-01019-125-26268-0002	2009-00-08
2009-00-01	2009-00-07
2009-00-21	View
BZIV-00762-125-26268-0002	2009-00-22
2009-00-15	2009-00-21
2009-00-30	View
BZIV-00862-125-26268-0002	2009-00-01
2009-00-22	2009-00-30
2009-00-14	View
BZIV-01118-125-26268-0002	2009-00-15
2009-00-08	2009-00-14
2009-00-21	View
BZIV-01264-125-26268-0002	2009-00-22
2009-00-15	2009-00-21
2009-00-31	View
BZIV-01398-125-26268-0002	2009-00-01
2009-00-22	2009-00-31
2009-00-07	View
BZIV-01623-125-26268-0002	2009-00-08
2009-00-01	2009-00-07
2009-00-14	View
BZIV-01689-125-26268-0002	2009-00-16
2009-00-08	2009-00-14
2009-00-21	View
BZIV-01885-125-26268-0002	2009-00-22
2009-00-15	2009-00-21
2009-00-30	View
BZIV-01967-125-26269-0001	2009-00-01
2009-00-22	2009-00-30
2009-00-30	View
BZIV-01966-125-26268-0002	2009-00-01
2009-00-22	2009-00-30
2009-00-30	View

Currency	USD
Current Balance	-389.695
Balance Limit	500.0

# vBOSS Applications

- CRM Application
  - View Current Balance
  - View Invoices
  - Transaction Logs
  - Rates Report
  - ASR/ACD Report
  - Change Password

Logged User: AMANTEL [contact](#) [signout](#)

Home ASR Report Rates Report Prepay Transaction Logs Settings

**Prepay Transactions**

Start Date: 2010-01-01 00:00:00  
End Date: 2010-01-21 23:59:59  
[View](#)

Transaction Date	Debit Amount	Credit Amount	Details
2010-01-21 00:00:00	0.00	9,000.00	-
2010-01-21 00:00:00	388.41	0.00	<a href="#">View</a>
2010-01-20 00:00:00	1,009.85	0.00	<a href="#">View</a>
2010-01-19 00:00:00	1,078.08	0.00	<a href="#">View</a>
2010-01-18 00:00:00	1,310.16	0.00	<a href="#">View</a>
2010-01-17 00:00:00	1,433.93	0.00	<a href="#">View</a>
2010-01-16 00:00:00	1,185.31	0.00	<a href="#">View</a>
2010-01-15 00:00:00	979.53	0.00	<a href="#">View</a>
2010-01-14 00:00:00	1,137.70	0.00	<a href="#">View</a>
2010-01-13 00:00:00	1,129.23	0.00	<a href="#">View</a>
2010-01-12 00:00:00	1,096.41	0.00	<a href="#">View</a>



# vBOSS Applications

- Invoice Management
  - Customer/Vendor Invoices
  - Multiple Levels of Invoice Workflow
  - Invoice Inbox
  - Multiple Billing Cycles
  - Prefix Based Invoices
  - Regions Based Invoices
  - History Invoices
  - Automatic Invoice No
  - Tracking Invoice No for Individual Customer and Overall Invoices
  - PDF View of Invoice
  - Automatic Invoice Email



# vBOSS Applications

- License Applications
  - Standard License
    - Demo License
    - vBOSS Lite
    - vBOSS Pro
  - Custom License
    - No of CDRs per day
    - No of Users
    - No of Customers
    - Selected Features

# vBOSS Sample Interfaces

- Invoicing

Home | Regions | Rates | Users | Accounts | Reports | Rating | Invoices | Commission | Disputes

Customer Invoice Form | Customer History Invoice Form

Inbox (3)

### Customer/Vendor Invoice

Customer Invoice

Customer Type: Customer | Customer Business Model: Prepay

Customers List: | Customer Invoice Cycle: Weekly

Customers Prefixes: 26268

Time Zone: Etc/GMT (GMT+00:00)

Start Date: 2009-12-01 00:00:00 | End Date: 2009-12-15 23:59:59

Issue Date: 2009-12-01 | Due Date: 2009-12-01

Advanced Option

Show Invoice

Invoice Detail

Invoice No:	BZIV-7-125-26268-0002	Invoice State:	*UNCOMMITTED*
Customer ID:	125	Customer Prefix:	26268

# vBOSS Sample Interfaces

- Invoicing
- Rate Updates

The screenshot displays the vBOSS interface for configuring rates. The top navigation bar includes: Home, Regions, Rates, Users, Accounts, Reports, Rating, Invoices, Commission, Disputes. Below the navigation bar are links: Edit Customer Rates, Add/Upload Customer Rates, Edit Vendor Rates, Add/Upload Vendor Rates, Bulk Rate Changes. An 'Inbox (3)' notification is visible in the top right corner.

The main configuration area is titled 'Customer - Prefix' and contains two empty text input fields with navigation buttons (>, <, >>, <<) between them.

Below this are several fields:

- Time Zone: GMT+00:00
- Rate Tariff: 1/1
- Effective Date: 2009-12-09
- Rate: 0.087
- Destination: AFGHANISTAN

The 'Region' section features two side-by-side lists with navigation buttons between them:

- Left list (selected item highlighted):
  - Afghanistan Other Mobile - 937
  - AFGHANISTAN KABUL - 9320
  - Afghanistan Mobile AWCC - 9370
  - Afghanistan-Mobile-AT - 9375
  - Afghanistan MTNA - 9377
  - Afghanistan Etisalat - 9378
  - Afghanistan Mobile Roshan - 9379
  - AFGHANISTAN - 93
- Right list:
  - AFGHANISTAN KABUL - 9320
  - Afghanistan Mobile AWCC - 9370
  - Afghanistan-Mobile-AT - 9375
  - Afghanistan MTNA - 9377

A 'Preview Changes' button is located at the bottom right of the configuration area.

# vBOSS Sample Interfaces

- Invoicing
- Rate Updates
- Rate Reporting

Customer Rates Report

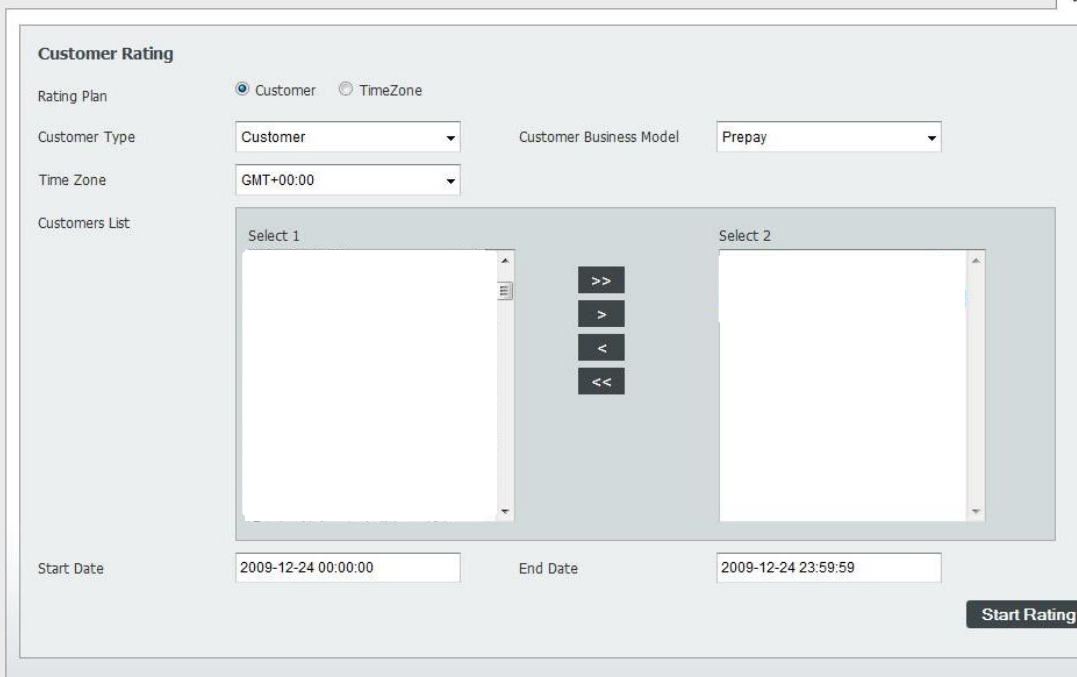
Start Date: 2009-12-01 00:00:00      End Date: 2009-12-24 23:59:59  
Customer:      Prefix: 26268

[View](#)

Destination	Dial Code	Current Rate	Rate History
AFGHANISTAN	93	0.21	09 Jun 0.21
Afghanistan Etisalat	9378	0.22	09 Jun 0.22
AFGHANISTAN KABUL	9320	0.22	09 Jun 0.22
Afghanistan Mobile AWCC	9370	0.186	03 Sep 0.186
Afghanistan Mobile Roshan	9379	0.185	03 Sep 0.185
Afghanistan MTNA	9377	0.205	03 Sep 0.205
Afghanistan-Mobile-AT	9375	0.22	09 Jun 0.22
INDIA-MOBILE 94	9194	0.0135	09 Oct 0.0135
IRAN	98	0.068	01 Dec-15 Dec 0.065    16 Dec 0.068
IRAN TEHRAN	9821	0.068	01 Dec-15 Dec 0.065    16 Dec 0.068
IRAN-MOBILE	989	0.085	29 Oct 0.085
KUWAIT	965	0.046	18 Nov 0.046

# vBOSS Sample Interfaces

- Invoicing
- Rate Updates
- Rate Reporting
- Customer Rating



The screenshot displays the 'Customer Rating' configuration page. At the top left, there is a 'Rating Plan' section with two radio buttons: 'Customer' (selected) and 'TimeZone'. Below this are two dropdown menus: 'Customer Type' set to 'Customer' and 'Customer Business Model' set to 'Prepay'. The 'Time Zone' dropdown is set to 'GMT+00:00'. The 'Customers List' section features two empty list boxes, 'Select 1' and 'Select 2', with four directional arrow buttons (up, down, left, right) between them. At the bottom, there are two date input fields: 'Start Date' with the value '2009-12-24 00:00:00' and 'End Date' with the value '2009-12-24 23:59:59'. A 'Start Rating' button is located in the bottom right corner.

# vBOSS Sample Interfaces

- Invoicing
- Rate Updates
- Rate Reporting
- Customer Rating
- Transaction History

The screenshot displays the vBOSS interface for Prepay Transactions. At the top, there is a navigation menu with links: Home, Regions, Rates, Users, Accounts, Reports, Rating, Invoices, Commission, and Disputes. Below this is a secondary menu with links: Vendor Rates Report, Prepay Transaction Logs, All Prepay Customer Balances, Sales Report, Rates Report, and ASR Report. An 'Inbox (3)' button is located in the top right corner.

The main section is titled 'Prepay Transactions'. It contains a search form with the following fields and values:

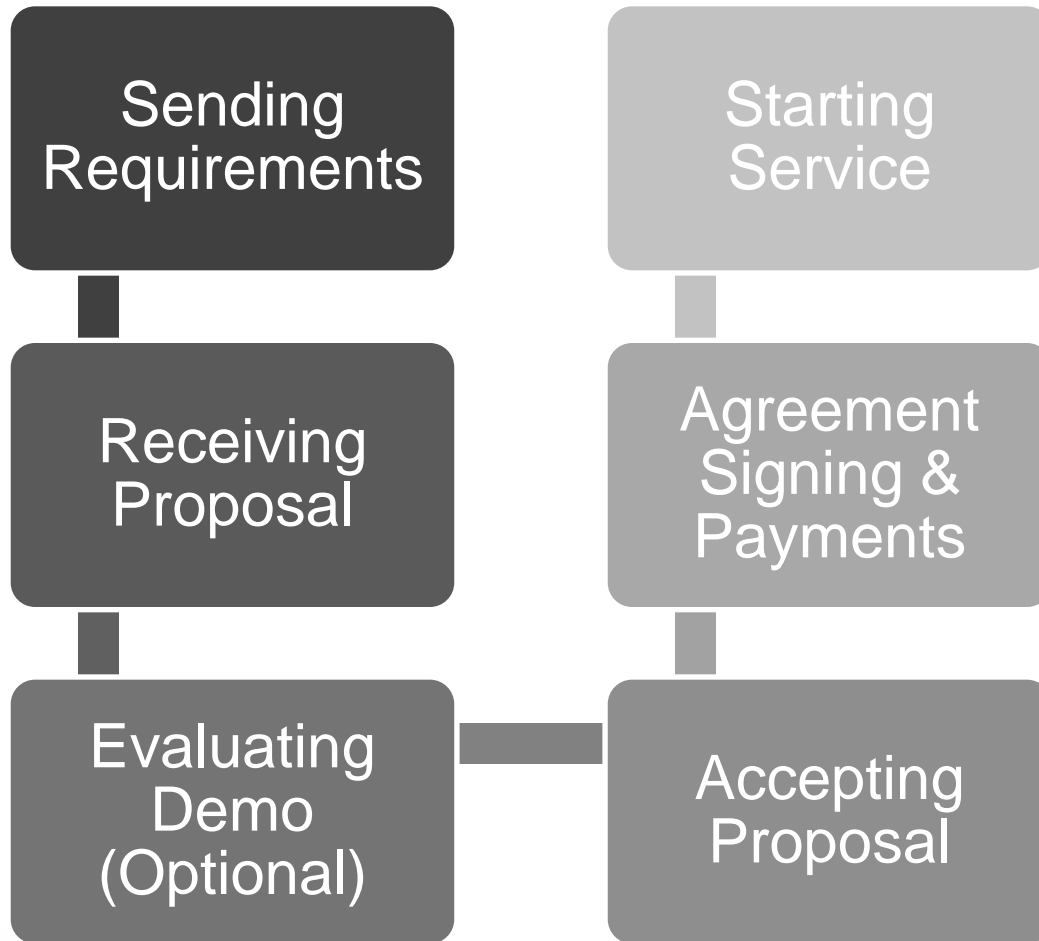
- Start Date: 2009-12-20 00:00:00
- End Date: 2009-12-24 23:59:59
- Customer: (empty field)
- A 'View' button is positioned to the right of the Customer field.


Below the search form, a note states: 'Opening Balance on 2009-12-19 is 5387.6562'.

The main data is presented in a table with the following columns: Transaction Date, Debit Amount, Credit Amount, Day End Balance, and Details. The table contains five rows of transaction data and a final 'Total' row.

Transaction Date	Debit Amount	Credit Amount	Day End Balance	Details
2009-12-20 00:00:00 GMT+00:00	2,146.82	0.00	3,240.84	<a href="#">View</a>
2009-12-21 00:00:00 GMT+00:00	1,761.12	0.00	1,479.72	<a href="#">View</a>
2009-12-22 00:00:00 GMT+00:00	1,428.32	0.00	51.40	<a href="#">View</a>
2009-12-23 00:00:00 GMT+00:00	958.04	0.00	-906.64	<a href="#">View</a>
2009-12-24 00:00:00 GMT+00:00	303.98	0.00	-1,210.62	<a href="#">View</a>
<b>Total</b>	<b>6,598.28</b>	<b>0.00</b>		
	<b>Current Balance</b>	<b>-1,131.26</b>		

# Getting Started...





# Summary

- vSwitch provides maximum flexibility, helping manage critical operations cost effectively
- Time to market reduces while TCO is minimal
- Tier one solutions
- Flexible business & pricing model
- Industry leading technology platform
- Reliable infrastructure
- Allows Customers to focus on network and sales/marketing!!



# Thank You!

[www.vswitch.cc](http://www.vswitch.cc)

**DTMF Networks SDN BHD**

B3-01B, SME Technopreneur Centre,  
2270 Jalan Usahawan 2,  
63000 Cyberjaya, Selangor DE,  
Malaysia

[sales@dtmfnetworks.com](mailto:sales@dtmfnetworks.com)